

R215L **SMART** *plus*

OPERATING WEIGHT: 22200 kgs

GROSS POWER : 148 HP @ 2000 rpm


BUCKET CAPACITY: 0.87 - 1.7m³






PRODUCTIVITY

1. Optimize bucket capacity
2. Swing priority
3. Mode options to optimize power
4. Power control through CAPO system



EFFICIENCY

1. Exclusive CAC system unit
2. Negative flow control system
3. Exclusive breaker mode
4. One touch idle & Auto deceleration function
5. Dual travel speed for faster response



COMF



OPERATOR CONVENIENCE

1. Biggest in class AC cabin & soft controls.
2. SMART digital 7" colour display
3. Seat with multiple adjustments
4. Cabin Lights and music system



FEATURES AND SPECIFICATIONS



STRUCTURE & DURABILITY

1. Reinforced front attachment
2. Reinforced idler area for high durability
3. Strong X-frame
4. Bucket link Reinforcement



PORT INTELLIGENCE™



SERVICEABILITY

1. Easy Serviceability
2. Clean fuel through fuel filler pump (optional)
3. Engine oil upto 500hrs and hydraulic oil upto 5000hrs
4. Extended machine warranty for 2 years / 5000 hrs*
5. Maintenance management system
6. Hi-Track (RMS)



*Terms & Conditions applicable



SAFETY

1. Boom and arm holding system
2. Anti-restart System to avoid accidental damage
3. Auto warning during machine malfunction
4. Inbuilt self-diagnostic function
5. Safety lever to ensure safeguarding against machine movement.
6. Battery disconnect switch



SPECIFICATIONS

Engine

Maker/Model		Cummins6BTAA-5.9C	
Rated flywheel horse power	SAE	J1995 (Gross) J1349 (Net)	148HP (110KW) @2000rpm 145HP (108KW) @2000rpm
Max Torque Displacement		63.7kgf.m(461 lb.ft) @1300rpm 5880cc	

Hydraulic System

Main pump	
Type	Two variable displacement piston pumps
Max. flow	2x220 lpm
Sub-pump for pilot circuit	Gear pump
Cross-sensing & fuel saving pump system	

Hydraulic Motors

Travel	Two speed axis piston motor with counter balance valve and parking brake
Swing	Axial piston motor with automatic brake

Relief Valve Settings

Implement Circuit	330kgf/cm ²
Travel	330kgf/cm ²
Swing Circuit	240kgf/cm ²
Pilot Circuit	35kgf/cm ²
Service valve	Installed

Coolant & Lubricant Capacity

REFILLING	LITER
Fuel tank	340
Engine coolant	25.5
Engine oil	21
Swing device	5
Final drive (each)	5.8
Hydraulic system / Hydraulic tank	260 / 150

Drives & Brakes

Drive method	Fully hydrostatic type
Drive motor	Axial piston motor in-shoe design
Reduction system	Planetary reduction gear
Max.drawbar pull	21100kgf (46500 lbf)
Max.travel speed (high/low)	5.3kmph/3.4kmph
Gradeability	35 Degree (70%)
Parking brake	Multi wet disc

Undercarriage

X-Leg type centre frame is integrally welded with reinforced box section track frames. The undercarriage includes lubricated rollers, idlers, track adjusters with shock absorbing spring and sprockets and trackchain with triple grouse shoes.

Centre frame	X-leg type
Track frame	Pentagonal box type
No. of shoes on each side	49
No. of carrier rollers each side	2
No. of track rollers each side	9
No. of rail guard each side	2

Swing System

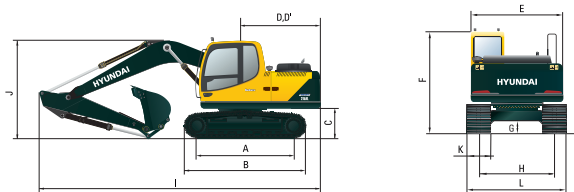
Swing motor	Axial piston motor
Swing reduction	Planetary gear reduction
Swing bearing lubrication	Grease bathed
Swing brake	Multi wet disc
Swing speed	11 rpm

Operating Weight

Shoe Width mm (in)	Operating weight kg (lb)	Ground pressure kgf/cm ² (psi)
600 mm (24")	22,200 (48,943)	0.47 (6.68)

Dimensions

(mm)



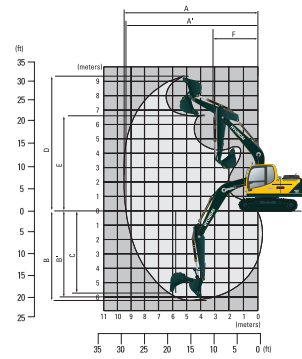
A	Tumbler distance	3640
B	Overall distance of crawler	4440
C	Ground clearance of counter weight	1060
D	Tail swing radius	2830
D'	Rear-end length	2770
E	Overall width of upper structure	2700
F	Overall height of cabin	2920
G	Min. ground clearance	480
H	Track gauge	2390
I	Overall length	9570
J	Overall height of boom	3110
K	Track shoe width	600
L	Overall width	2990

Working Ranges

(mm)

Arm length (std.)	2400	2920	Boom length (std.)	5680
-------------------	------	------	--------------------	------

A	Maximum Digging Reach.	9480	9950
A'	Digging Reach on Ground.	9300	9780
B	Max Digging Depth	6050	6570
B'	Max- Digging Depth (8' level).	5840	6390
C	Vertical Wall Digging Depth	5100	5710
D	Maximum Digging Height	9470	9720
E	Maximum Dumping Height.	6670	6910
F	Minimum Swing Radius.	3580	3510



Bucket Digging Force	15600kgf
Arm Crowd Force	12500kgf

HD Hyundai Construction Equipment India Pvt. Ltd.

Factory Location

Plot No. A-2, M.I.D.C. Chakan, Phase II,
Village: Khalumbre, Taluka: Khed, Dist: Pune-410501
E mail: hyundai.care@theconnectionsindia.com
Toll Free No.: 1800 209 8600

Please Contact

Scan the QR code
with your phone
camera & visit
our website



Oct 2023